



ROTATIONAL MOLDING, INC.

Material Handling Solutions



**17038 S. Figueroa Street
Gardena, CA 90248**

Plant: (310) 327-5401

Sales Engineer: (909)257-7766

Fax (310) 538-5579

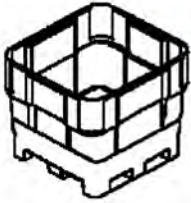
www.rotationalmoldinginc.com

Made in the U.S.A



Rotational Molding Inc Product Line

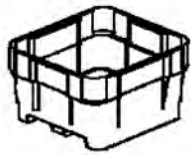
Bulkitanks (4 way entry; flat bottom)



IN STOCK YES	Item	Forklift Entry	Outside Dim. L x W x H (In.)	Wt. (Lbs.)	(Cu Ft.)	(Gal.)
	BB-39	2 way	47 x 44 x 45	150	39	290
BB-39	4 way	47 x 44 x 45	150	39	290	
BB-42	4 way	49 x 43 x 50	155	42	315	



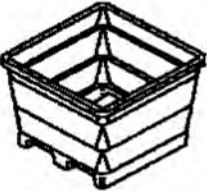
Bulkitanks (2 way entry; contour bottom)



Item	Forklift Entry	Outside Dim. L x W x H (In.)	Wt. (Lbs.)	(Cu Ft.)	(Gal.)
BV-48	2 way	43 x 43 x 48	110	36	275




Versa Bins (Roll over lip; contour bottom)



YES	Item	Forklift Entry	Outside Dim. L x W x H (In.)	Wt. (Lbs.)	(Cu Ft.)	(Gal.)
	VB-25 w/Lid	2 way	44 x 44 x 36	100	25	187
VB-30 w/Lid	2 way	44 x 43 x 43	112	30	210	
VB-45 w/Lid	4 way	46 x 39 x 50	125	45	337	



Versa Bins II (Replaceable legs; smooth interior bottom)

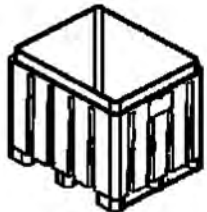


Item	Forklift Entry	Outside Dim. L x W x H (In.)	Wt. (Lbs.)	(Cu Ft.)	(Gal.)
VB-29 w/Lid	4 way	46 x 46 x 36	110	29	210 **

** Working capacities - 800lbs.



Bulldog Bin (Replaceable legs; smooth interior bottom)



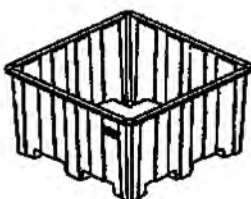
Item	Forklift Entry	Outside Dim. L x W x H (In.)	Wt. (Lbs.)	(Cu Ft.)	(Gal.)
BD100*	4 way	40 x 48 x 47	166	39	284 **

* Including 3 legs - Double Wall Construction

** Working capacities - 1,500lbs.



Roto Gaylord with Lid



YES	Item	Forklift Entry	Outside Dim. L x W x H (In.)	Wt. (Lbs.)	(Cu Ft.)	(Gal.)
	02-307310	4 way	50 x 50 x 38	120	55	411





Rotational Molding, Inc. Product Line

Mega Tote (4 way entry; contour bottom)



IN STOCK	Item	Forklift Entry	Outside Dim. L x W x H (In.)	Wt. (Lbs.)	(Cu Ft.)	(Gal.)
	MT-24	4 way	48 x 42 x 30	85	24	180



Mega Dump Tub



Item	Forklift Entry	Outside Dim. L x W x H (In.)	Wt. (Lbs.)	(Gal.)
MDT350	N/A	53 x 30 x 22	35	90



Gear Tub



Item	Forklift Entry	Outside Dim. L x W x H (In.)	Wt. (Lbs.)	(Gal.)
MGT150	N/A	24.5 x 18.5	10	25
MGT150	N/A	24.5 x 12	7.5	15



Made of recycled plastic which offers a durable tub at an economical price

Mud Boxes

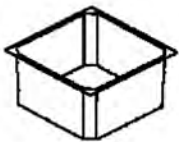


Item	Forklift Entry	Outside Dim. L x W x H (In.)	Wt. (Lbs.)	Volume (Cu Ft.)
6 Cubic	N/A	54 x 30 x 11	16	6
11.75 Cubic	N/A	62 x 40 x 14	24	11.75



Made of recycled plastic which offers a durable tub at an economical price

Bin Liner



Item	Forklift Entry	Outside Dim. L x W x H (In.)	Wt. (Lbs.)	(Cu Ft.)	(Gal.)
BL-19	N/A	45 x 45 x 26	20	27	200
BL-19-T*	N/A	45 x 45 x 26	20	24	190



* Tapered Liner

Field Bins (Replaceable legs; smooth interior bottom)



Item	Forklift Entry	Outside Dim. L x W x H (In.)	Wt. (Lbs.)	(Cu Ft.)	(Lbs.)
FB26	2 way	48 x 48 x 26	85	30	600
FB30	2 way	48 x 48 x 30	110	35	850
FB48	2 way	48 x 48 x 48	165	57	1500



- * Including 3 legs
- * Easy to clean smooth interior
- * Custom or no slotting available

www.rotationalmoldinginc.com

Main Office: (310) 327-5401

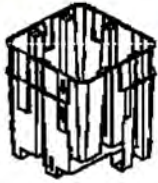
Sales: (909) 257-7766

Fax (310) 538-5579



Rotational Molding, Inc. Product Line

Stack & Nest Bins



IN STOCK	Item	Forklift Entry	Outside Dim. L x W x H (In.)	Wt. (Lbs.)	(Cu Ft.)	(Lbs.)
	SN200	4 way	50 x 43 x 35	100	25	190 **

- * Stack & nest without lid
- * 2 bins stacked = 6 bins nested
- ** Working capacities - 600lbs.



Seed Bin Covers



Item	Cover Size	Outside Dim. L x W (In.)
02-300560	4 feet	48 x 48

- * Also available in recycled plastic



Nestable Drums



Item	Forklift Entry	Outside Dim. Dia. x H (In.)	Wt. (Lbs.)	(Gal.)
180-27N	N/A	20 x 27	15	27

- * Drums available with dust cover or lever lock lids




Roto Dolly



Item	Caster Size	Outside Dim. Dia. x H (In.)	Wt. (Lbs.)	Height w/ Caster (in.)
02-307100	5"	39 x 7	20	11



Roto Tilt Trucks



Item	Capacity Cu. Yd.	Truck OD x W x H (In.)	Wt. (Lbs.)	Wheel Size (In.)	Assembly Ht. (In.)
R58STD	0.63	54 x 26 x 32	69	10	38
R59HD	0.63	54 x 26 x 32	97	10	38
1.1STD	1.1	67 x 33 x 34	86	10	40
1.1HD	1.1	67 x 33 x 34	122	10	40

- * All Carts have a 5" Swivel caster on the front of the unit
- * Smooth interior tilt wall does not have ribs
- * STD models have a steel base; HD models have a steel frame and base





Rotational Molding, Inc. Product Line

Poly Bushel Trucks



IN STOCK	Item	Caster Size	Outside Dim. L x W x H (In.)	Wt. (Lbs.)	Cu. Ft.
	6-Bushel	3"	32 x 21 x 21	30	8
	8-Bushel	3"	35 x 23 x 23	35	10
	10-Bushel	5"	38 x 25 x 25	43	13
	12-Bushel	5"	38 x 27 x 28	48	16
	14-Bushel	5"	42 x 29 x 28	63	19
	16-Bushel	5"	42 x 31 x 30	67	22
	18-Bushel	5"	45 x 32 x 30	74	25
	20-Bushel	5"	50 x 33 x 30	81	28



* Lids available for all bushel trucks

* All casters are non-marking

We have a dedicated Sales Engineer who will discuss your specific needs and offer solutions to meet you requirements



Attributes of Rotationally Molded Plastic Material Handling Products:

Durable

Waterproof

Portable

Stackable

Stock Products or Custom Specifications:

Standard Colors Black & Natural - Inquire About Additional Colors

Capable of Engineering & Designing Material Handling Products to meet Your Specific Needs.



Ask for warranty details

www.rotationalmoldinginc.com

Main Office: (310) 327-5401

Sales: (909) 257-7766

Fax (310) 538-5579